

Group production - (in tonnes)

April 2023

Fresh fruit bunches produced	2023					2022					YoY Variation	
	Q1	April	Q3	Q4	YTD	Q1	April	Q3	Q4	YTD	April	YTD
Own												
Tolan Tiga Group	55 355	15 844			71 199	62 011	25 907			87 918	-38,84%	-19,02%
Umbul Mas Wisesa Group	31 529	10 181			41 710	47 252	18 909			66 161	-46,16%	-36,96%
Agro Muko Group	67 421	20 764			88 185	75 100	28 913			104 013	-28,18%	-15,22%
South Sumatra Group	39 585	13 191			52 776	31 274	11 290			42 564	16,84%	23,99%
Hargy Oil Palms	104 459	27 538			131 997	93 239	31 968			125 207	-13,86%	5,42%
Total own	298 349	87 518	0	0	385 867	308 876	116 987	0	0	425 863	-25,19%	-9,39%
Outgrowers												
Tolan Tiga Group	1 325	451			1 776	3 339	1 742			5 081	-74,13%	-65,05%
Umbul Mas Wisesa Group	137	38			175	168	204			372	-81,60%	-52,96%
Agro Muko Group	3 369	1 040			4 409	3 887	1 528			5 415	-31,93%	-18,58%
South Sumatra Group	6 335	2 099			8 434	5 118	1 991			7 109	5,41%	18,64%
Hargy Oil Palms	64 667	18 669			83 336	55 239	19 187			74 426	-2,70%	11,97%
Total outgrowers	75 834	22 296	0	0	98 130	67 752	24 651	0	0	92 403	-9,56%	6,20%
Total FFB produced	374 183	109 814	0	0	483 997	376 628	141 638	0	0	518 266	-22,47%	-6,61%
Fresh fruit bunches sold												
Tolan Tiga Group	0	0			0	2 154	1 302			3 456	-100,00%	-100,00%
Umbul Mas Wisesa Group	5 170	1 947			7 117	9 973	4 212			14 185	-53,77%	-49,83%
Agro Muko Group	1 587	379			1 966	1 163	545			1 708	-30,52%	15,11%
South Sumatra Group	0	0			0	8 497	1 941			10 438	-100,00%	-100,00%
Total FFB sold	6 757	2 326	0	0	9 083	21 787	8 000	0	0	29 787	-70,92%	-69,51%
Fresh fruit bunches processed												
Tolan Tiga Group	56 680	16 295			72 975	63 196	26 347			89 543	-38,15%	-18,50%
Umbul Mas Wisesa Group	26 496	8 272			34 768	37 446	14 902			52 348	-44,49%	-33,58%
Agro Muko Group	69 203	21 425			90 628	77 825	29 895			107 720	-28,33%	-15,87%
South Sumatra Group	45 920	15 290			61 210	27 895	11 340			39 235	34,83%	56,01%
Hargy Oil Palms	169 126	46 207			215 333	148 478	51 155			199 633	-9,67%	7,86%
Total FFB processed	367 426	107 488	0	0	474 914	354 841	133 638	0	0	488 479	-19,57%	-2,78%
PO extraction rate												
Tolan Tiga Group	22,6%	23,0%			22,6%	22,6%	23,4%			22,8%	-1,71%	-0,69%
Umbul Mas Wisesa Group	23,0%	23,1%			23,0%	23,7%	24,5%			23,9%	-5,94%	-3,65%
Agro Muko Group	22,7%	22,7%			22,7%	23,2%	24,2%			23,5%	-6,53%	-3,29%
South Sumatra Group	23,1%	22,1%			22,8%	23,1%	23,1%			23,1%	-4,47%	-1,15%
Hargy Oil Palms	25,1%	24,4%			24,9%	25,3%	25,5%			25,4%	-4,37%	-1,72%
Total PO extraction rate	23,9%	23,4%	0,0%	0,0%	23,7%	24,0%	24,5%	0,0%	0,0%	24,1%	-4,45%	-1,64%
Palm Oil												
Own												
Tolan Tiga Group	12 479	3 638			16 117	13 988	6 051			20 039	-39,87%	-19,57%
Umbul Mas Wisesa Group	6 075	1 900			7 974	8 828	3 634			12 462	-47,73%	-36,01%
Agro Muko Group	14 996	4 635			19 631	17 199	6 929			24 128	-33,11%	-18,64%
South Sumatra Group	9 157	2 925			12 082	5 277	2 172			7 449	34,66%	62,20%
Hargy Oil Palms	26 290	6 582			32 872	23 736	8 202			31 938	-19,75%	2,92%
Total own	68 996	19 681	0	0	88 677	69 027	26 989	0	0	96 016	-27,08%	-7,64%
Outgrowers												
Tolan Tiga Group	304	105			409	274	107			381	-1,87%	7,35%
Umbul Mas Wisesa Group	27	7			34	35	18			53	-61,04%	-35,85%
Agro Muko Group	729	221			950	846	320			1 166	-31,03%	-18,52%
South Sumatra Group	1 429	453			1 882	1 156	450			1 606	0,58%	17,19%
Hargy Oil Palms	16 154	4 682			20 836	13 889	4 838			18 727	-3,23%	11,26%
Total outgrowers	18 643	5 468	0	0	24 111	16 199	5 734	0	0	21 933	-4,64%	9,93%
Total Palm Oil	87 639	25 149	0	0	112 788	85 226	32 723	0	0	117 949	-23,15%	-4,38%

Palm Kernels	Q1	April	Q3	Q4	YTD
Own					
Tolan Tiga Group	3 048	854			3 902
Umbul Mas Wisesa Group	1 016	328			1 344
Agro Muko Group	2 650	886			3 536
South Sumatra Group	1 594	513			2 107
Total own	8 308	2 581	0	0	10 889
Outgrowers					
Tolan Tiga Group	65	22			87
Umbul Mas Wisesa Group	4	2			6
Agro Muko Group	137	42			179
South Sumatra Group	240	77			317
Total outgrowers	446	143	0	0	589
Total Palm Kernels	8 755	2 723	0	0	11 478

Palm Kernel Oil	Q1	April	Q3	Q4	YTD
Hargy Oil Palms Own	2 279	551			2 830
Hargy Oil Palms Outgrowers	1 343	381			1 724
Total Palm Kernel Oil	3 623	931	0	0	4 554

Rubber	Q1	April	Q3	Q4	YTD
Own					
Tolan Tiga Group	79	9			88
Agro Muko	218	48			266
Total own	297	57	0	0	354
Outgrowers					
Tolan Tiga Group	125	17			142
Total Rubber	422	74	0	0	496

Bananas	Q1	April	Q3	Q4	YTD
Azaguie*	3 493	1 153			4 646
Agboville*	2 082	878			2 960
Motobé	2 003	827			2 830
Lumen	2 605	928			3 533
Akoudje	0	0			0
Total Bananas	10 183	3 786	0	0	13 969

* Comparative figures include Bamako productions in Q1 2022 and have been restated.

Q1	April	Q3	Q4	YTD	April	YTD
3 271	1 456			4 727	-41,37%	-17,45%
1 480	603			2 083	-45,58%	-35,48%
3 256	1 099			4 355	-19,39%	-18,81%
751	290			1 041	77,02%	102,40%
8 758	3 448	0	0	12 206	-25,15%	-10,79%
55	21			76	4,03%	14,47%
6	3			9	-33,33%	-30,96%
167	65			232	-35,52%	-22,84%
156	57			213	35,24%	48,83%
384	146	0	0	530	-2,22%	11,20%
9 142	3 594	0	0	12 736	-24,22%	-9,88%

Q1	April	Q3	Q4	YTD	April	YTD
1 869	666			2 535	-17,37%	11,64%
1 125	391			1 516	-2,63%	13,72%
2 994	1 057	0	0	4 051	-11,92%	12,42%

Q1	April	Q3	Q4	YTD	April	YTD
87	17			104	-47,06%	-15,38%
234	73			307	-34,25%	-13,36%
321	90	0	0	411	-36,67%	-13,87%
159	28			187	-39,29%	-24,06%
480	118	0	0	598	-37,29%	-17,06%

Q1	April	Q3	Q4	YTD	April	YTD
2 980	1 086			4 066	6,17%	14,26%
2 549	647			3 196	35,70%	-7,38%
2 313	843			3 156	-1,94%	-10,33%
0	0			0	-	-
0	0			0	-	-
7 842	2 576	0	0	10 418	46,95%	34,09%

Commodity Price Data
April 2023

Average market prices

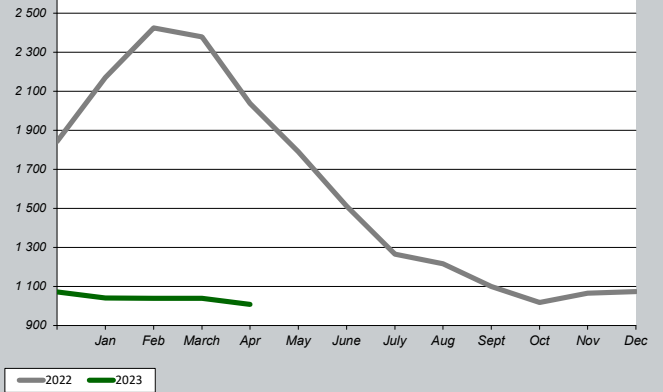
Product		YTD April/2023	YTD April/2022	YTD Q4/2022
CPO (CIF Rotterdam)*	in \$/mt	1 019	1 603	1 345
CPKO (CIF Rotterdam)*	in \$/mt	1 032	2 253	1 588
RSS3 (FOB Singapore)**	in \$/mt	1 592	2 075	1 810
Bananas (CFR Europe)***	in €/mt	908	755	762

* Oil World price data

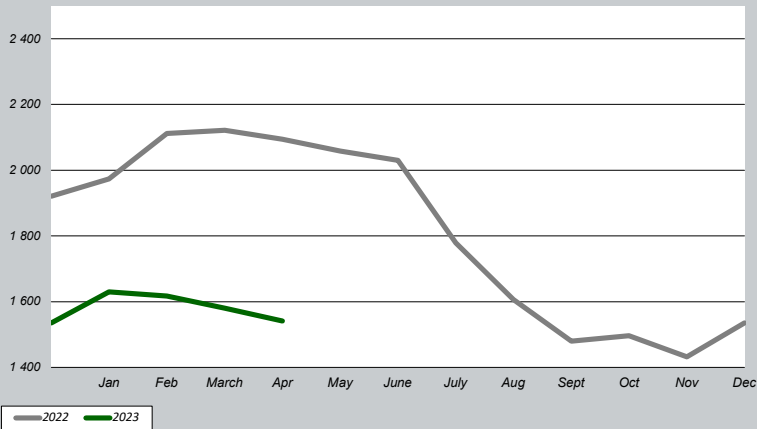
** World bank commodity price data

*** CIRAD price data (in EUR)

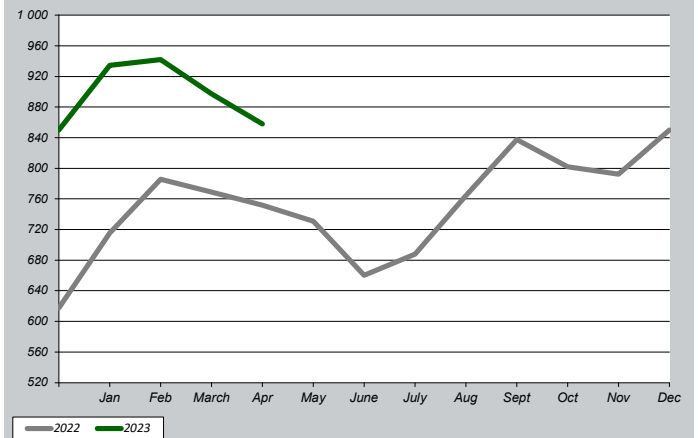
Crude Palm Kernel Oil in \$/mt
CIF Rotterdam



RSS3 in \$/mt
FOB Singapore



Bananas CFR Europe in €/mt



Crude Palm Oil in \$/mt
CIF Rotterdam

