

Group production - (in tonnes)

March 2021

	2021					2020					YoY Variation	
	Q1	Q2	Q3	Q4	YTD	Q1	Q2	Q3	Q4	YTD	Q1	YTD
Fresh fruit bunches produced												
Own												
Tolan Tiga Group	66 639	0	0	0	66 639	68 301	0	0	0	68 301	-2,43%	-2,43%
Umbul Mas Wisesa Group	53 244	0	0	0	53 244	44 038	0	0	0	44 038	20,91%	20,91%
Agro Muko Group	95 628	0	0	0	95 628	85 147	0	0	0	85 147	12,31%	12,31%
South Sumatra Group	23 352	0	0	0	23 352	16 580	0	0	0	16 580	40,84%	40,84%
Hargy Oil Palms	90 303	0	0	0	90 303	66 584	0	0	0	66 584	35,62%	35,62%
Total own	329 167	0	0	0	329 167	280 650	0	0	0	280 650	17,29%	17,29%
Outgrowers												
Tolan Tiga Group	1 199	0	0	0	1 199	210	0	0	0	210	470,95%	470,95%
Umbul Mas Wisesa Group	159	0	0	0	159	155	0	0	0	155	2,58%	2,58%
Agro Muko Group	4 427	0	0	0	4 427	3 968	0	0	0	3 968	11,57%	11,57%
South Sumatra Group	2 666	0	0	0	2 666	1 583	0	0	0	1 583	68,44%	68,44%
Hargy Oil Palms	58 191	0	0	0	58 191	59 419	0	0	0	59 419	-2,07%	-2,07%
Total outgrowers	66 642	0	0	0	66 642	65 335	0	0	0	65 335	2,00%	2,00%
Total FFB produced	395 809	0	0	0	395 809	345 985	0	0	0	345 985	14,40%	14,40%
Fresh fruit bunches sold												
Tolan Tiga Group	318	0	0	0	318	0	0	0	0	0	-	-
Umbul Mas Wisesa Group	9 941	0	0	0	9 941	10 020	0	0	0	10 020	-0,79%	-0,79%
Agro Muko Group	917	0	0	0	917	485	0	0	0	485	88,98%	88,98%
South Sumatra Group	584	0	0	0	584	0	0	0	0	0	-	-
Total FFB sold	11 760	0	0	0	11 760	10 505	0	0	0	10 505	11,94%	11,94%
Fresh fruit bunches processed												
Tolan Tiga Group	67 520	0	0	0	67 520	68 511	0	0	0	68 511	-1,45%	-1,45%
Umbul Mas Wisesa Group	43 462	0	0	0	43 462	34 172	0	0	0	34 172	27,19%	27,19%
Agro Muko Group	99 139	0	0	0	99 139	88 630	0	0	0	88 630	11,86%	11,86%
South Sumatra Group	25 434	0	0	0	25 434	18 163	0	0	0	18 163	40,03%	40,03%
Hargy Oil Palms	148 494	0	0	0	148 494	126 003	0	0	0	126 003	17,85%	17,85%
Total FFB processed	384 050	0	0	0	384 050	335 480	0	0	0	335 480	14,48%	14,48%
PO extraction rate												
Tolan Tiga Group	22,5%	0,0%	0,0%	0,0%	22,5%	22,6%	0,0%	0,0%	0,0%	22,6%	-0,58%	-0,58%
Umbul Mas Wisesa Group	23,7%	0,0%	0,0%	0,0%	23,7%	23,5%	0,0%	0,0%	0,0%	23,5%	1,13%	1,13%
Agro Muko Group	23,2%	0,0%	0,0%	0,0%	23,2%	23,8%	0,0%	0,0%	0,0%	23,8%	-2,64%	-2,64%
South Sumatra Group	21,4%	0,0%	0,0%	0,0%	21,4%	22,5%	0,0%	0,0%	0,0%	22,5%	-4,59%	-4,59%
Hargy Oil Palms	25,4%	0,0%	0,0%	0,0%	25,4%	23,7%	0,0%	0,0%	0,0%	23,7%	7,23%	7,23%
Total PO extraction rate	23,9%	0,0%	0,0%	0,0%	23,9%	23,4%	0,0%	0,0%	0,0%	23,4%	1,92%	1,92%
Palm Oil												
Own												
Tolan Tiga Group	15 004	0	0	0	15 004	15 467	0	0	0	15 467	-2,99%	-2,99%
Umbul Mas Wisesa Group	10 301	0	0	0	10 301	7 985	0	0	0	7 985	29,01%	29,01%
Agro Muko Group	21 968	0	0	0	21 968	20 148	0	0	0	20 148	9,04%	9,04%
South Sumatra Group	4 904	0	0	0	4 904	3 734	0	0	0	3 734	31,35%	31,35%
Hargy Oil Palms	23 045	0	0	0	23 045	15 809	0	0	0	15 809	45,77%	45,77%
Total own	75 222	0	0	0	75 222	63 142	0	0	0	63 142	19,13%	19,13%
Outgrowers												
Tolan Tiga Group	199	0	0	0	199	49	0	0	0	49	308,56%	308,56%
Umbul Mas Wisesa Group	15	0	0	0	15	36	0	0	0	36	-57,82%	-57,82%
Agro Muko Group	984	0	0	0	984	927	0	0	0	927	6,13%	6,13%
South Sumatra Group	549	0	0	0	549	348	0	0	0	348	57,90%	57,90%
Hargy Oil Palms	14 664	0	0	0	14 664	14 032	0	0	0	14 032	4,50%	4,50%
Total outgrowers	16 411	0	0	0	16 411	15 391	0	0	0	15 391	6,62%	6,62%
Total Palm Oil	91 632	0	0	0	91 632	78 533	0	0	0	78 533	16,68%	16,68%

Palm Kernels	Q1	Q2	Q3	Q4	YTD
Own					
Tolan Tiga Group	3 665	0	0	0	3 665
Umbul Mas Wisesa Group	1 754	0	0	0	1 754
Agro Muko Group	4 342	0	0	0	4 342
South Sumatra Group	902	0	0	0	902
Total own	10 663	0	0	0	10 663
Outgrowers					
Tolan Tiga Group	41	0	0	0	41
Umbul Mas Wisesa Group	3	0	0	0	3
Agro Muko Group	193	0	0	0	193
South Sumatra Group	98	0	0	0	98
Total outgrowers	335	0	0	0	335
Total Palm Kernels	10 998	0	0	0	10 998

Palm Kernel Oil	Q1	Q2	Q3	Q4	YTD
Hargy Oil Palms Own	1 809	0	0	0	1 809
Hargy Oil Palms Outgrowers	1 188	0	0	0	1 188
Total Palm Kernel Oil	2 997	0	0	0	2 997

Rubber	Q1	Q2	Q3	Q4	YTD
Own					
Tolan Tiga Group	187	0	0	0	187
Melania	908	0	0	0	908
Agro Muko	399	0	0	0	399
Total own	1 495	0	0	0	1 495
Outgrowers					
Tolan Tiga Group	152	0	0	0	152
Total Rubber	1 647	0	0	0	1 647

Tea	Q1	Q2	Q3	Q4	YTD
Melania - Own	647	0	0	0	647
Melania - Outgrowers	91	0	0	0	91
Total Tea	738	0	0	0	738

Bananas	Q1	Q2	Q3	Q4	YTD
Azaguie 1	1 637	0	0	0	1 637
Azaguie 2	1 971	0	0	0	1 971
Agboville	2 971	0	0	0	2 971
Motobe	2 870	0	0	0	2 870
Total Bananas	9 449	0	0	0	9 449

Q1	Q2	Q3	Q4	YTD
3 795	0	0	0	3 795
1 373	0	0	0	1 373
3 817	0	0	0	3 817
651	0	0	0	651
9 636	0	0	0	9 636
10	0	0	0	10
6	0	0	0	6
171	0	0	0	171
59	0	0	0	59
246	0	0	0	246
9 881	0	0	0	9 881

Q1	Q2	Q3	Q4	YTD
1 302	0	0	0	1 302
1 158	0	0	0	1 158
2 460	0	0	0	2 460

Q1	Q2	Q3	Q4	YTD
173	0	0	0	173
746	0	0	0	746
498	0	0	0	498
1 417	0	0	0	1 417
204	0	0	0	204
1 621	0	0	0	1 621

Q1	Q2	Q3	Q4	YTD
810	0	0	0	810
0	0	0	0	0
810	0	0	0	810

Q1	Q2	Q3	Q4	YTD
1 751	0	0	0	1 751
2 216	0	0	0	2 216
2 785	0	0	0	2 785
2 266	0	0	0	2 266
9 019	0	0	0	9 019

Q1	YTD
-3,42%	-3,42%
27,76%	27,76%
13,75%	13,75%
38,59%	38,59%
10,66%	10,66%
300,69%	300,69%
-49,45%	-49,45%
13,03%	13,03%
67,16%	67,16%
36,43%	36,43%
11,30%	11,30%

Q1	YTD
38,94%	38,94%
2,59%	2,59%
21,83%	21,83%

Q1	YTD
8,09%	8,09%
21,77%	21,77%
-19,80%	-19,80%
5,49%	5,49%
-25,49%	-25,49%
1,59%	1,59%

Q1	YTD
-20,12%	-20,12%
-	-
-8,89%	-8,89%

Q1	YTD
-6,53%	-6,53%
-11,06%	-11,06%
6,66%	6,66%
26,63%	26,63%
4,76%	4,76%

Commodity Price Data

March 2021

Average market prices

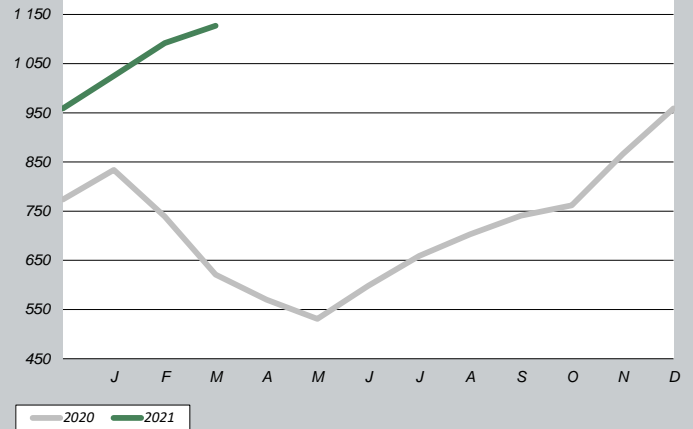
Product		YTD Q1/2021	YTD Q1/2020	YTD Q4/2020
CPO (CIF Rotterdam)*	in \$/mt	1 081	731	715
CPKO (CIF Rotterdam)*	in \$/mt	1 395	827	826
RSS3 (FOB Singapore)**	in \$/mt	2 337	1 598	1 728
Tea (avg auct Mombasa)**	in \$/mt	2 023	2 131	2 004
Bananas (CFR Europe)***	in €/mt	659	702	628

* Oil World price data

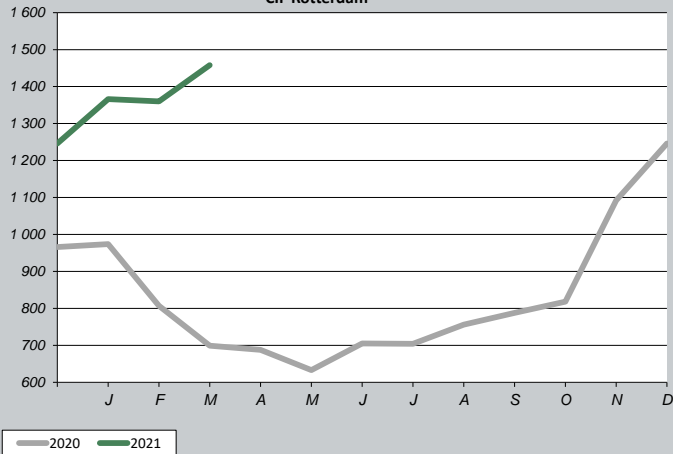
** World bank commodity price data - updated database

*** CIRAD price data (in EUR)

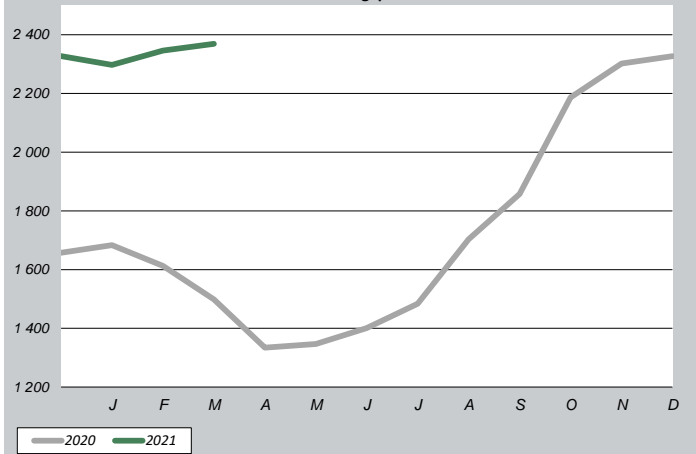
**Crude Palm Oil in \$/mt
CIF Rotterdam**



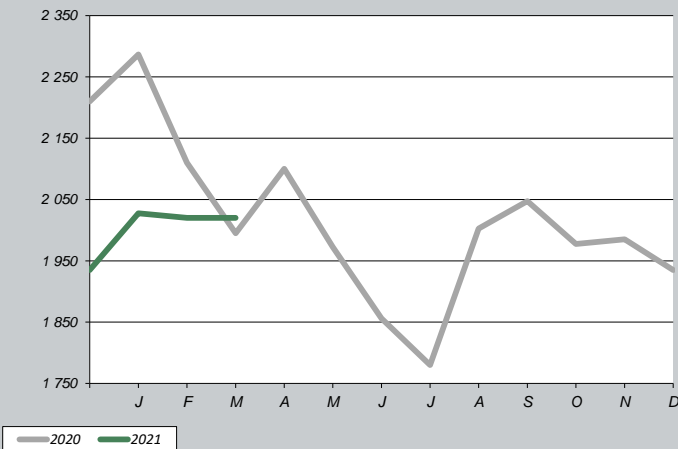
**Crude Palm Kernel Oil in \$/mt
CIF Rotterdam**



**RSS3 in \$/mt
FOB Singapore**



**Tea in \$/mt
average auction Mombasa**



Bananas CFR Europe in €/mt

