

GROUP PRODUCTION - [IN TONNES]

Palm Oil	2013					2012					YoY Variation	
	Q1	Q2	Q3	Q4	YTD	Q1	Q2	Q3	Q4	YTD	Q4	YTD
Own												
Tolan Tiga Group	13 111	14 254	18 317	17 812	63 494	14 323	15 203	19 824	17 706	67 056	0,60%	-5,31%
UMW/TUM Group	2 079	2 871	3 146	2 858	10 954	769	1 363	1 797	1 833	5 762	55,92%	90,11%
Agro Muko	17 961	18 518	19 783	21 720	77 982	19 359	20 251	22 696	23 038	85 344	-5,72%	-8,63%
Hargy Oil Palms	11 924	14 737	11 033	16 352	54 046	12 521	13 444	13 297	17 097	56 359	-4,36%	-4,10%
Total own	45 075	50 380	52 279	58 742	206 476	46 972	50 261	57 614	59 674	214 521	-1,56%	-3,75%
Outgrowers												
Tolan Tiga Group	48	98	208	159	513			20	21	41	657%	1151%
Agro Muko	306	422	454	510	1 692	314	468	472	513	1 767	-0,58%	-4,24%
Hargy Oil Palms	10 828	13 459	8 883	12 061	45 231	11 299	11 932	11 701	14 517	49 449	-16,92%	-8,53%
Total outgrowers	11 182	13 979	9 545	12 730	47 436	11 613	12 400	12 193	15 051	51 257	-15,42%	-7,45%
Total Palm Oil	56 257	64 359	61 824	71 472	253 912	58 585	62 661	69 807	74 725	265 778	-4,35%	-4,46%
Palm Kernels												
Own												
Tolan Tiga Group	3 213	3 394	4 468	4 260	15 335	3 587	3 629	4 887	4 656	16 759	-8,51%	-8,50%
UMW/TUM Group	550	760	833	757	2 900	204	360	476	485	1 525	56,08%	90,16%
Agro Muko	4 274	4 011	4 680	5 101	18 066	4 431	4 518	5 093	5 325	19 367	-4,21%	-6,72%
Total own	8 037	8 165	9 981	10 118	36 301	8 222	8 507	10 456	10 466	37 651	-3,33%	-3,59%
Outgrowers												
Tolan Tiga Group	13	26	55	42	136			5	6	11	600%	1136%
Agro Muko	60	84	93	107	344	61	91	95	99	346	8,08%	-0,58%
Total outgrowers	73	110	148	149	480	61	91	100	105	357	41,90%	34,45%
Total Palm Kernels	8 110	8 275	10 129	10 267	36 781	8 283	8 598	10 556	10 571	38 008	-2,88%	-3,23%
Palm Kernels Oil												
Own												
Hargy Oil Palms	919	1 134	799	1 274	4 126	892	1 014	1 018	1 293	4 217	-1,47%	-2,16%
Total own	919	1 134	799	1 274	4 126	892	1 014	1 018	1 293	4 217	-1,47%	-2,16%
Outgrowers												
Hargy Oil Palms	839	1 045	766	821	3 471	807	906	916	1 099	3 728	-25,30%	-6,89%
Total outgrowers	839	1 045	766	821	3 471	807	906	916	1 099	3 728	-25,30%	-6,89%
Total Palm kernel Oil	1 758	2 179	1 565	2 095	7 597	1 699	1 920	1 934	2 392	7 945	-12,42%	-4,38%

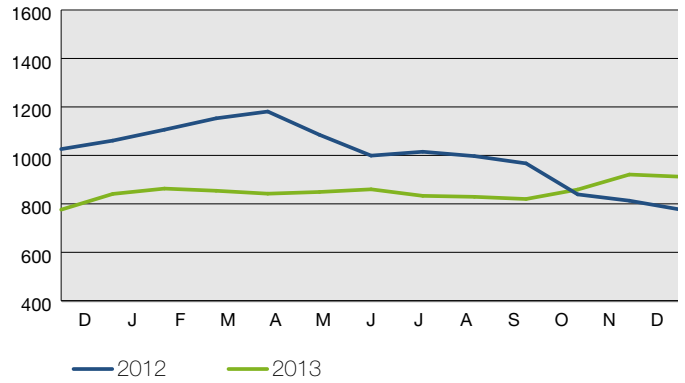
Rubber	2013					2012					YoY Variation	
	Q1	Q2	Q3	Q4	YTD	Q1	Q2	Q3	Q4	YTD	Q4	YTD
Own												
Tolan Tiga Group	757	557	719	858	2 891	769	581	765	885	3 000	-3,05%	-3,63%
Melania	982	1 113	715	731	3 541	859	1 082	634	563	3 138	29,84%	12,84%
Agro Muko	343	379	328	386	1 436	368	374	331	297	1 370	29,97%	4,82%
Galley Reach	431	438	509	527	1 905	502	608	748	391	2 249	34,78%	-15,30%
Total own	2 513	2 487	2 271	2 502	9 773	2 498	2 645	2 478	2 136	9 757	17,13%	0,16%
Outgrowers												
Agro Muko					0		6			6	-	-100,00%
Galley Reach	119	157	161	193	630	328	195	172	183	878	5,46%	-28,25%
Total outgrowers	119	157	161	193	630	328	201	172	183	884	5,46%	-28,73%
Total Rubber	2 632	2 644	2 432	2 695	10 403	2 826	2 846	2 650	2 319	10 641	16,21%	-2,24%
Tea	Q1	Q2	Q3	Q4	YTD	Q1	Q2	Q3	Q4	YTD	Q4	YTD
Own												
Melania	705	695	655	795	2 850	654	761	583	871	2 869	-8,73%	-0,66%
Total own	705	695	655	795	2 850	654	761	583	871	2 869	-8,73%	-0,66%
Outgrowers												
Melania					0	16	16	9	13	54	-100,00%	-100,00%
Total outgrowers	0	0	0	0	0	16	16	9	13	54	-100,00%	-100,00%
Total Tea	705	695	655	795	2 850	670	777	592	884	2 923	-10,07%	-2,50%
Bananas	Q1	Q2	Q3	Q4	YTD	Q1	Q2	Q3	Q4	YTD	Q4	YTD
Azaguie	1 279	1 580	988	1 439	5 286	983	1 556	1 082	1 612	5 233	-10,73%	1,01%
Agboville	2 722	2 015	2 334	2 562	9 633	2 384	2 199	2 495	2 519	9 597	1,71%	0,38%
Motobe	2 415	1 812	1 263	1 916	7 406	3 024	3 240	1 355	1 467	9 086	30,61%	-18,49%
Total Bananas	6 416	5 407	4 585	5 917	22 325	6 391	6 995	4 932	5 598	23 916	5,70%	-6,65%

Average market prices

Product		YTD Q4/2013	YTD Q4/2012
CPO (CIF Rotterdam)	in \$/mt	857	999
CPKO (CIF Rotterdam)	in \$/mt	897	1 110
RSS3 (FOB Singapore)	in \$/mt	2 795	3 377
Tea (avg auct Mombasa)	in \$/mt	2 399	2 881
Bananas (FOT Europe)	in \$/mt	1 022	1 100

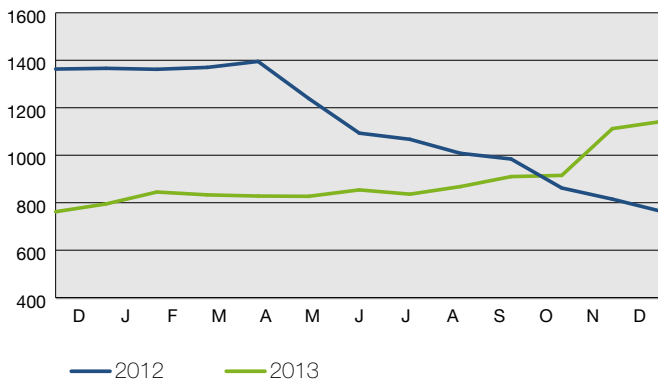
Crude Palm Oil in \$/mt

CIF Rotterdam



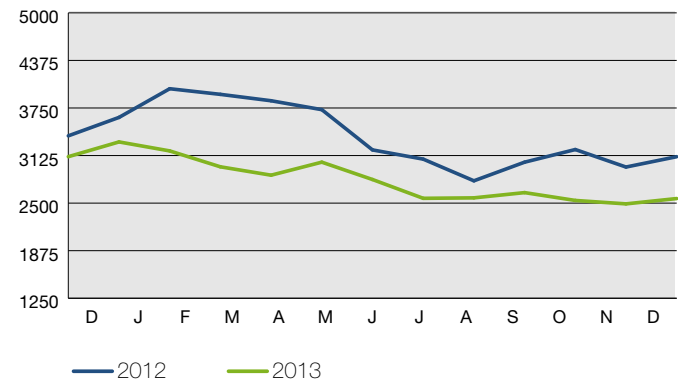
Crude Palm Kernel Oil in \$/mt

CIF Rotterdam



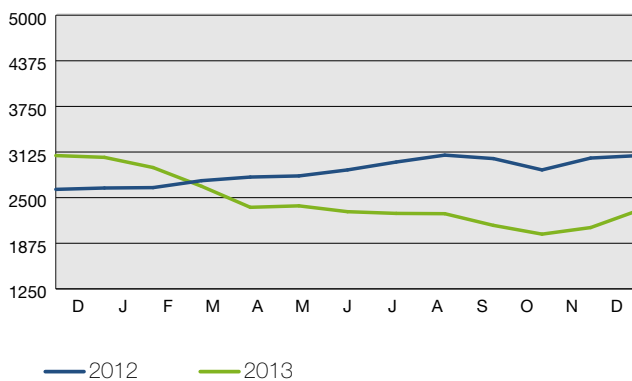
RSS3 in \$/mt

FOB Singapore



Tea in \$/mt

average auct. Mombasa



Bananas EU in \$/mt

